

SUBMITTAL DATA SHEET

Sump, Sewage, & Effluent Pumps
DuraMAC™ | Guardian

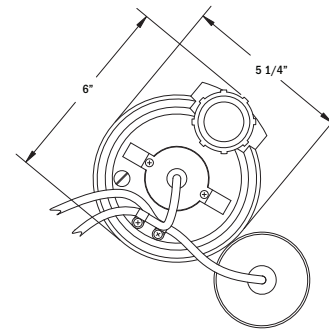
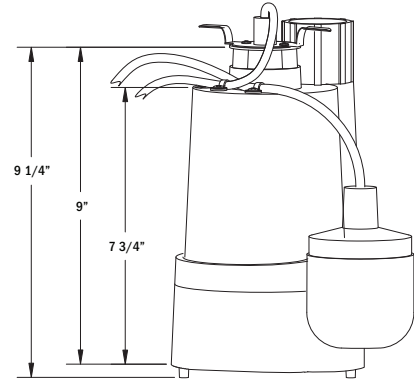
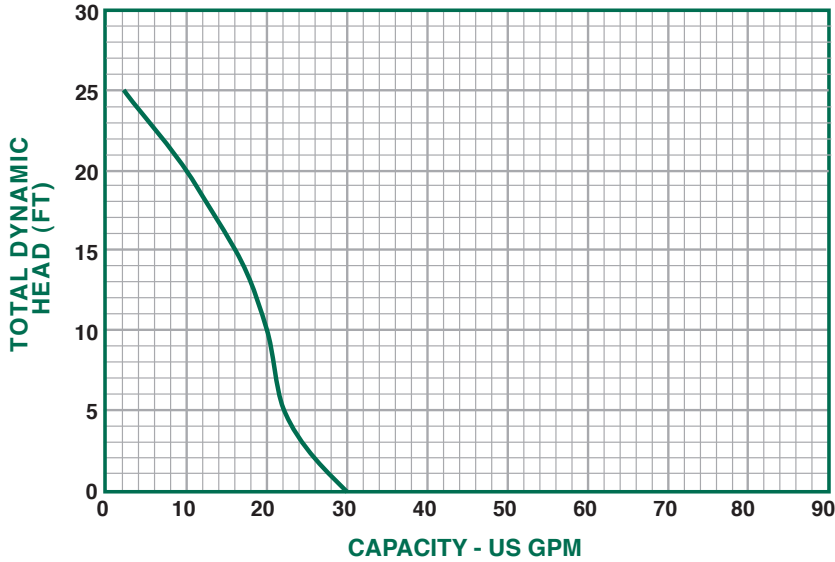
5025PTSPCWB Sump Pump



See Pumps & Accessories
Price List for Limited
Warranty details.

This pre-assembled clear water basin package would be great for new home construction that requires both a sump pump and basin to be installed.

Performance Curve



Performance

Model	Gallons per Minute in Feet					
	0	5	10	15	20	25
5025PTSP	30	22	20	16	9	2

Specifications

Part No.	Model No.	HP	Volts	Hz	Amps	Construction	Discharge Size	Cord Length	Solids Handling	RPM	Phase	Wt.
6190-172	5025PTSPCWB	1/4	120	60	3.8	Thermoplastic	1 1/4" or 1 1/2"	10'	1/8"	3450	1	29

SUBMITTAL INFORMATION

- 5025PTSP 1/4 HP Thermoplastic sump pump with tethered float switch
- 18" x 24" Structural foam basin with slotted cover
- 1 1/2" Full flow check valve with rubber boots
- 2' 1 1/2" PVC pipe
- Clog resistant impeller

NO-LEAD: The weighted average of the wetted surface of this no-lead product contacted by consumable water contains less than one quarter of one percent (0.25%) lead.



A.Y. McDonald Mfg. Co.
4800 Chavenelle Rd
Dubuque, IA 52002

Toll Free: 1-800-292-2737
sales@aymcdonald.com
aymcdonald.com

A.Y. McDonald considers the information on this assembly drawing correct when published. Item and option availability, including specifications, are subject to change without notice.

Submitted by: