

# SUBMITTAL DATA SHEET

Irrigation & Superbooster Pumps  
 Booster systems | Filtration | Spray systems | Water circulation | Reverse osmosis

## 5 - 25 GPM



A.Y. McDonald offers a full line of superboosters ranging from 1/2 through 2 horsepower, with a flow rate ranging from 5 through 25 gallons per minute (GPM). Our superbooster offers peak capacity performance in 5, 7, 10, 15, 20, and 25 GPM models. The superbooster can be used for general purpose pumping along with residential, commercial applications, and pressure washing for agriculture.

## J - 5 GPM - 27000JHB

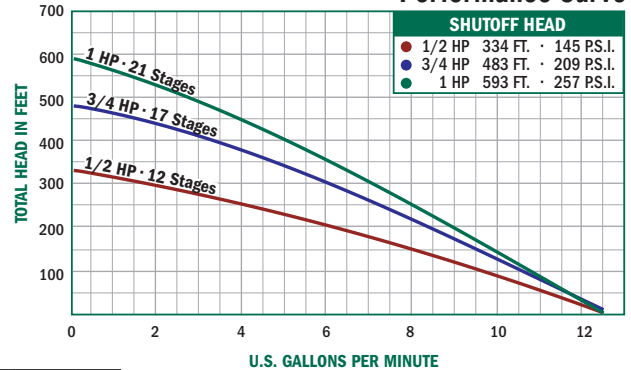
### Pump Ends

Part No.	Model No.	HP	Wt.
6903-063	27050JHBPE	1/2	18
6903-077	27075JHBPE	3/4	21
6903-058	27100JHBPE	1	19

### Specifications

Part No.	Model	HP	Volts	Max. Amps	Intake	Discharge Size	A	B	C	D	Wt.
6903-012	27050JHB	1/2	115/230	10.8/5.4	1 1/4"	1 1/4"	24.72	9.4	6.5	13.67	34
6903-013	27075JHB	3/4	230/115	7.4/14.8	1 1/4"	1 1/4"	29.12	9.4	6.5	17.57	42
6903-014	27100JHB	1	230/115	9.0/18.0	1 1/4"	1 1/4"	34.13	9.4	6.5	22.08	44

### Performance Curve



## V - 7 GPM - 27000VHB

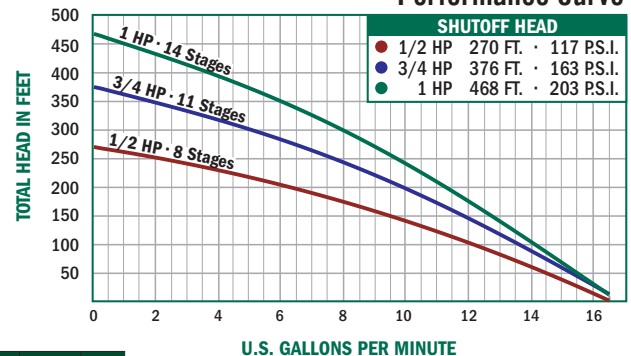
### Pump Ends

Part No.	Model No.	HP	Wt.
6903-065	27050VHBPE	1/2	13
6903-034	27075VHBPE	3/4	17
6903-029	27100VHBPE	1	19

### Specifications

Part No.	Model	HP	Volts	Max. Amps	Intake	Discharge Size	A	B	C	D	Wt.
6903-015	27050VHB	1/2	115/230	10.8/5.4	1 1/4"	1 1/4"	21.60	9.4	6.5	10.55	34
6903-016	27075VHB	3/4	230/115	7.4/14.8	1 1/4"	1 1/4"	24.43	9.4	6.5	12.87	39
6903-017	27100VHB	1	230/115	9.0/18.0	1 1/4"	1 1/4"	27.33	9.4	6.5	15.28	42

### Performance Curve



NO-LEAD: The weighted average of the wetted surface of this no-lead product contacted by consumable water contains less than one quarter of one percent (0.25%) lead.



A.Y. McDonald Mfg. Co.  
 4800 Chavenelle Rd  
 Dubuque, IA 52002

Toll Free: 1-800-292-2737  
 sales@aymcdonald.com  
 aymcdonald.com

A.Y. McDonald considers the information on this assembly drawing correct when published. Item and option availability, including specifications, are subject to change without notice.

Submitted by:

# SUBMITTAL DATA SHEET

Irrigation & Superbooster Pumps  
 Booster systems | Filtration | Spray systems | Water circulation | Reverse osmosis

## 5 - 25 GPM



A.Y. McDonald offers a full line of superboosters ranging from 1/2 through 2 horsepower, with a flow rate ranging from 5 through 25 gallons per minute (GPM). Our superbooster offers peak capacity performance in 5, 7, 10, 15, 20, and 25 GPM models. The superbooster can be used for general purpose pumping along with residential, commercial applications, and pressure washing for agriculture.

## K - 10 GPM - 27000KHB

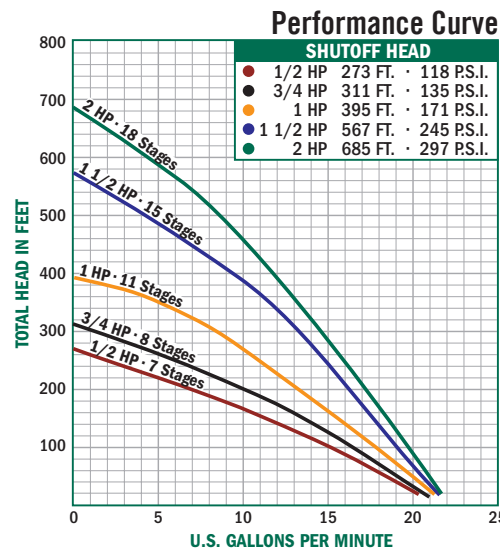
### Pump Ends

Part No.	Model No.	HP	Wt.
6903-037	27050KHBPE	1/2	14
6903-038	27075KHBPE	3/4	15
6903-033	27100KHBPE	1	16
6903-035	27150KHBPE	1 1/2	18
6903-036	27200KHBPE	2	17

### Specifications

Part No.	Model	HP	Volts	Max. Amps	Intake	Discharge Size	A	B	C	D	Wt.
6903-018	27050KHB	1/2	115/230	10.8/5.4	1 1/4"	1 1/4"	21.13	9.4	6.5	10.08	35
6903-011	27075KHB	3/4	230/115	7.4/14.8	1 1/4"	1 1/4"	22.47	9.4	6.5	10.92	40
6903-019	27100KHB	1	230/115	9.0/18.0	1 1/4"	1 1/4"	25.56	9.4	6.5	13.51	42
6903-020	27150KHB	1 1/2	230/115	10.7/21.4	1 1/4"	1 1/4"	30.68	9.4	6.5	18.13	53
6903-021	27200KHB	2	230	10.2*	1 1/4"	1 1/4"	33.16	9.4	6.5	20.61	54

Factory set voltage in bold.



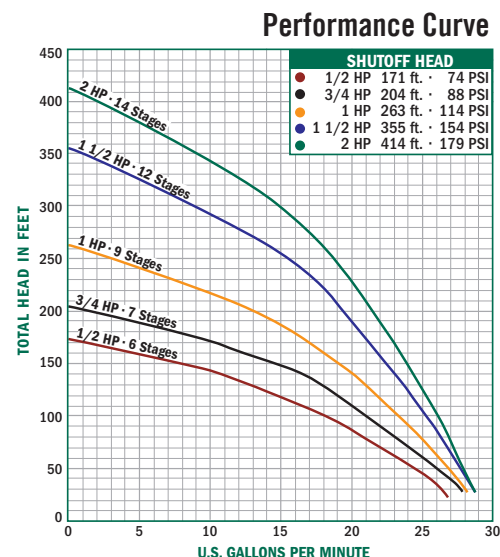
## L - 15 GPM - 27000LHB

### Pump Ends

Part No.	Model No.	HP	Wt.
6903-043	27050LHBPE	1/2	12
6903-045	27075LHBPE	3/4	15
6903-047	27100LHBPE	1	17
6903-049	27150LHBPE	1 1/2	18
6903-051	27200LHBPE	2	16

### Specifications

Part No.	Model	HP	Volts	Max. Amps	Intake	Discharge Size	A	B	C	D	Wt.
6903-042	27050LHB	1/2	115/230	10.8/5/4	1 1/4"	1 1/4"	22.00	9.4	6.5	10.00	30
6903-044	27075LHB	3/4	230/115	6.4/12.8	1 1/4"	1 1/4"	24.00	9.4	6.5	11.00	35
6903-046	27100LHB	1	230/115	7.7/15.4	1 1/4"	1 1/4"	26.00	9.4	6.5	13.00	37
6903-048	27150LHB	1 1/2	230/115	10.9/21.8	1 1/4"	1 1/4"	30.00	9.4	6.5	16.00	46
6903-050	27200LHB	2	230	11.1*	1 1/4"	1 1/4"	31.50	9.4	6.5	18.00	47



NO-LEAD: The weighted average of the wetted surface of this no-lead product contacted by consumable water contains less than one quarter of one percent (0.25%) lead.



A.Y. McDonald Mfg. Co.  
 4800 Chavenelle Rd  
 Dubuque, IA 52002

Toll Free: 1-800-292-2737  
 sales@aymcdonald.com  
 aymcdonald.com

A.Y. McDonald considers the information on this assembly drawing correct when published. Item and option availability, including specifications, are subject to change without notice.

Submitted by:

# SUBMITTAL DATA SHEET

Irrigation & Superbooster Pumps  
 Booster systems | Filtration | Spray systems | Water circulation | Reverse osmosis

## 5 - 25 GPM



A.Y. McDonald offers a full line of superboosters ranging from 1/2 through 2 horsepower, with a flow rate ranging from 5 through 25 gallons per minute (GPM). Our superbooster offers peak capacity performance in 5, 7, 10, 15, 20, and 25 GPM models. The superbooster can be used for general purpose pumping along with residential, commercial applications, and pressure washing for agriculture.

## P - 20 GPM - 27000PHB

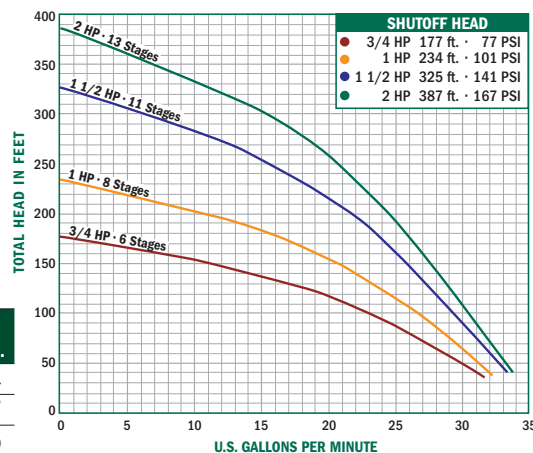
### Pump Ends

Part No.	Model No.	HP	Wt.
6903-052	27075PHBPE	3/4	12
6903-053	27100PHBPE	1	15
6903-040	27150PHBPE	1 1/2	16
6903-032	27200PHBPE	2	20

### Specifications

Part No.	Model	HP	Volts	Max. Amps	Intake	Discharge Size	Discharge				Wt.
							A	B	C	D	
6903-022	27075PHB	3/4	230/115	6.4/12.8	1 1/4"	1 1/4"	23.00	9.4	6.5	10.00	34
6903-023	27100PHB	1	230/115	7.7/15.4	1 1/4"	1 1/4"	25.00	9.4	6.5	12.00	37
6903-024	27150PHB	1 1/2	230/115	10.9/21.8	1 1/4"	1 1/4"	29.00	9.4	6.5	15.00	45
6903-025	27200PHB	2	230	11.1	1 1/4"	1 1/4"	30.50	9.4	6.5	17.00	47

### Performance Curve



## M - 25 GPM - 27000MHB

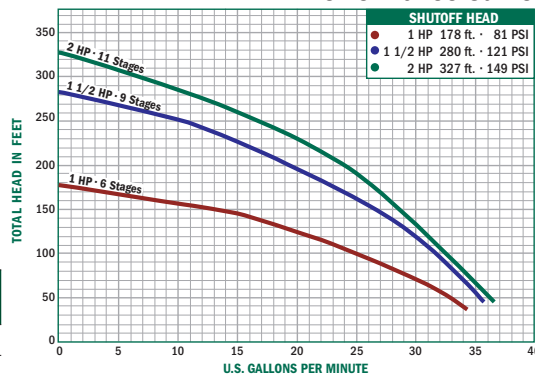
### Pump Ends

Part No.	Model No.	HP	Wt.
6903-030	27100MHBPE	1	12
6903-054	27150MHBPE	1 1/2	12
6903-031	27200MHBPE	2	15

### Specifications

Part No.	Model	HP	Volts	Max. Amps	Intake	Discharge Size	Discharge				Wt.
							A	B	C	D	
6903-026	27100MHB	1	230/115	7.7/15.4	1 1/4"	1 1/4"	23.00	9.4	6.5	10.00	36
6903-027	27150MHB	1 1/2	230/115	10.9/21.8	1 1/4"	1 1/4"	27.00	9.4	6.5	13.00	44
6903-028	27200MHB	2	230	11.1	1 1/4"	1 1/4"	28.50	9.4	6.5	15.00	46

### Performance Curve



Factory set voltage in bold.

NO-LEAD: The weighted average of the wetted surface of this no-lead product contacted by consumable water contains less than one quarter of one percent (0.25%) lead.



**A.Y. McDonald Mfg. Co.**  
 4800 Chavenelle Rd  
 Dubuque, IA 52002

**Toll Free: 1-800-292-2737**  
 sales@aymcdonald.com  
 aymcdonald.com

A.Y. McDonald considers the information on this assembly drawing correct when published. Item and option availability, including specifications, are subject to change without notice.

Submitted by: